

Agriculture Fact Sheet

9 th June - 07 th July

Economic Planning and Project Coordination
Ministry of Fisheries, Agriculture and Marine Resources

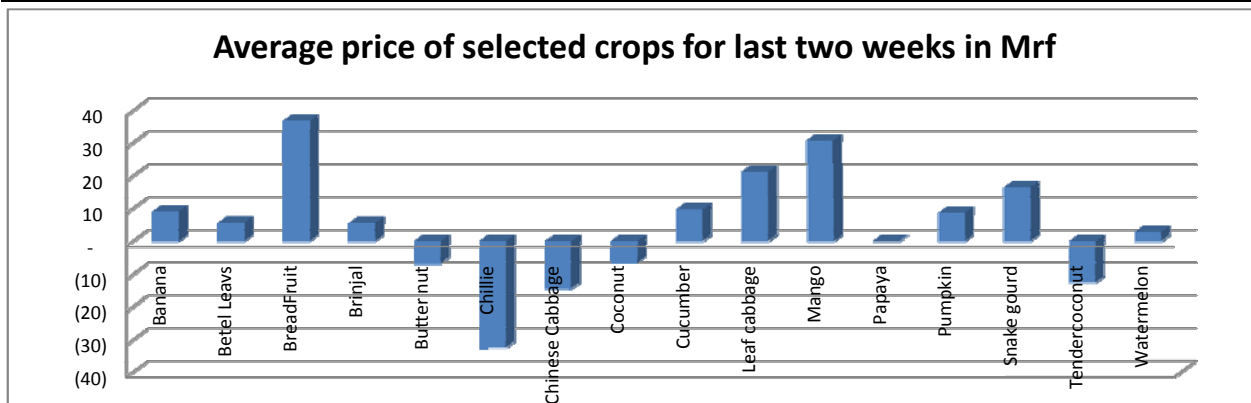
Selected Number of Local Agricultural Produce Sold to Male' Market in kg

Crops	Unit	9th June - 15th June	16th June - 22nd June	23rd June - 29th June	30th June -07th July	Total QTY
anbu	Kg	324.00	-	1,788.48	216.00	2,328
Banbukeyo	Kg	420.00	183.12	635.88	1,013.88	2,253
Baraboa	Kg	18,253.00	24,680.00	22,175.00	21,370.00	86,478
bashi	Kg	4,320.00	4,880.00	8,271.00	4,660.00	22,131
Bataana	Kg	10,480.00	4,450.00	4,700.00	4,385.00	24,015
bileh	Kg	1,602.12	14,540.17	2,923.70	2,046.59	21,113
Chichanda	Kg	995.00	1,447.00	1,847.00	1,563.00	5,852
Chinese Cabbage	Kg	2,286.00	3,057.00	2,386.00	5,766.00	13,495
Cucumber	Kg	13,720.00	12,990.00	16,770.00	16,970.00	60,450
Faikeyo	Kg	8,517.09	6,016.39	14,798.26	7,605.07	36,937
falho	Kg	26,316.00	31,386.00	20,630.00	28,470.00	106,802
Githeyo Mirus	Kg	694.00	970.00	1,083.00	1,313.00	4,060
Kaashi	Kg	6,550.00	3,027.50	7,200.00	2,100.00	18,878
karaa	Kg	57,208.00	13,800.00	22,500.00	13,933.00	107,441
Kopee Faiy	Kg	2,832.00	1,411.20	23,760.00	23,040.00	51,043
kurumba	Kg	33,669.00	15,300.00	29,100.00	21,300.00	99,369

Weekly Average Prices of Selected Crops in Male' Market in Mrf

Crops	Unit	9th June - 15th June	16th June - 22nd June	23rd June - 29th June	30th June -07th July	% Dif
Banana	Stem	237.50	135.00	229.52	250.00	9
Betel Leaves	Bundle	31.67	20.00	32.50	34.29	5
BreadFruit	Nos	18.25	15.00	25.00	34.17	37
Brinjal	Kg	22.23	18.64	23.32	24.60	5
Butter nut	Kg	14.88	11.71	17.36	16.17	(7)
Chillie	Kg	76.00	85.00	49.87	33.64	(33)
Chinese Cabbage	Kg	24.95	25.80	28.44	24.32	(14)
Coconut	Nos	2.33	2.30	2.50	2.33	(7)
Cucumber	Kg	9.50	7.00	10.55	11.57	10
Leaf cabbage	Nos	0.93	0.33	1.10	1.33	21
Mango	Nos	8.33	-	9.44	12.33	31
Papaya	Kg	8.42	6.73	8.27	8.26	(0)
Pumpkin	Kg	9.64	8.07	8.66	9.39	8
Snake gourd	Kg	12.05	14.90	17.27	20.08	16
Tendercoconut	Nos	8.82	6.40	10.33	9.03	(13)
Watermelon	Kg	9.07	6.29	8.21	8.44	3

Average price of selected crops for last two weeks in Mrf



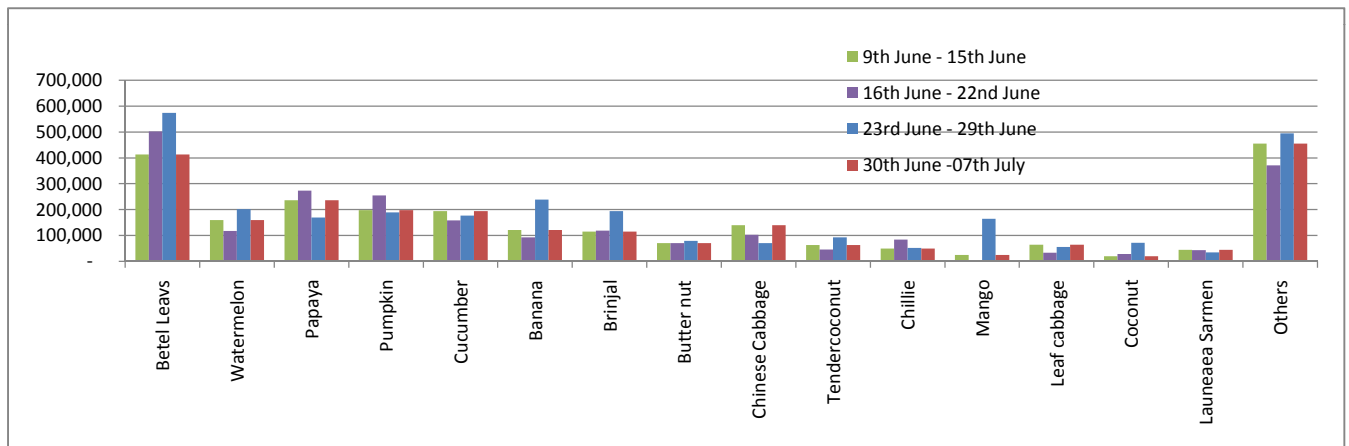
Agriculture Fact Sheet

Economic Planning and Project Coordination
Ministry of Fisheries, Agriculture and Marine Resources

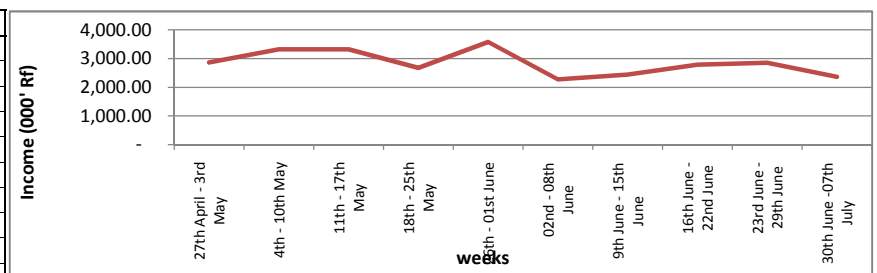
9 th June - 07 th July

Estimated Sales Revenue from local crops (Value in Mrf)

Crops	9th June - 15th June	16th June - 22nd June	23rd June - 29th June	30th June -07th July	Total
Betel Leavs	300,200	502,267	573,500	412,733	1,788,700
Watermelon	478,115	117,000	201,063	159,973	956,151
Papaya	222,620	272,877	169,683	235,917	901,097
Pumpkin	176,508	254,700	189,372	198,470	819,050
Cucumber	131,117	158,537	176,733	194,628	661,015
Banana	133,347	92,677	238,667	121,200	585,890
Brinjal	95,460	119,025	193,773	114,875	523,133
Butter nut	151,340	70,225	79,400	70,983	371,948
Chinese Cabbage	56,865	102,527	70,840	139,735	369,967
Tendercoconut	98,692	45,617	92,617	63,500	300,425
Chillie	52,130	83,650	51,479	49,913	237,173
Mango	25,000		164,667	24,667	214,333
Leaf cabbage	52,467	33,750	55,217	64,200	205,633
Coconut	61,133	28,473	72,200	19,600	181,407
Launeeaa Sarmen	40,320	42,925	35,200	44,435	162,880
Others	216,332	371,573	494,204	454,669	1,536,778
Total	2,291,645	2,295,821	2,858,614	2,369,498	9,815,578



Week	Income
27th April - 3rd May	2,868,045.83
4th - 10th May	3,323,848.76
11th - 17th May	3,323,849.76
18th - 25th May	2,671,789.17
26th - 01st June	3,578,436.67
02nd - 08th June	2,275,254.83
9th June - 15th June	2,437,645.00
16th June - 22nd June	2,784,090.63
23rd June - 29th June	2,858,613.67
30th June -07th July	2,369,498.33



Income from 'faiykeyo', 'githeyo mirus' and 'karaa' in the past 5 weeks

